Commercial Storefront

Trade Catalog

DURA / SWINGARO / ENTRANCE HARDWARE

PRODUCT SELECTION & ORDERING

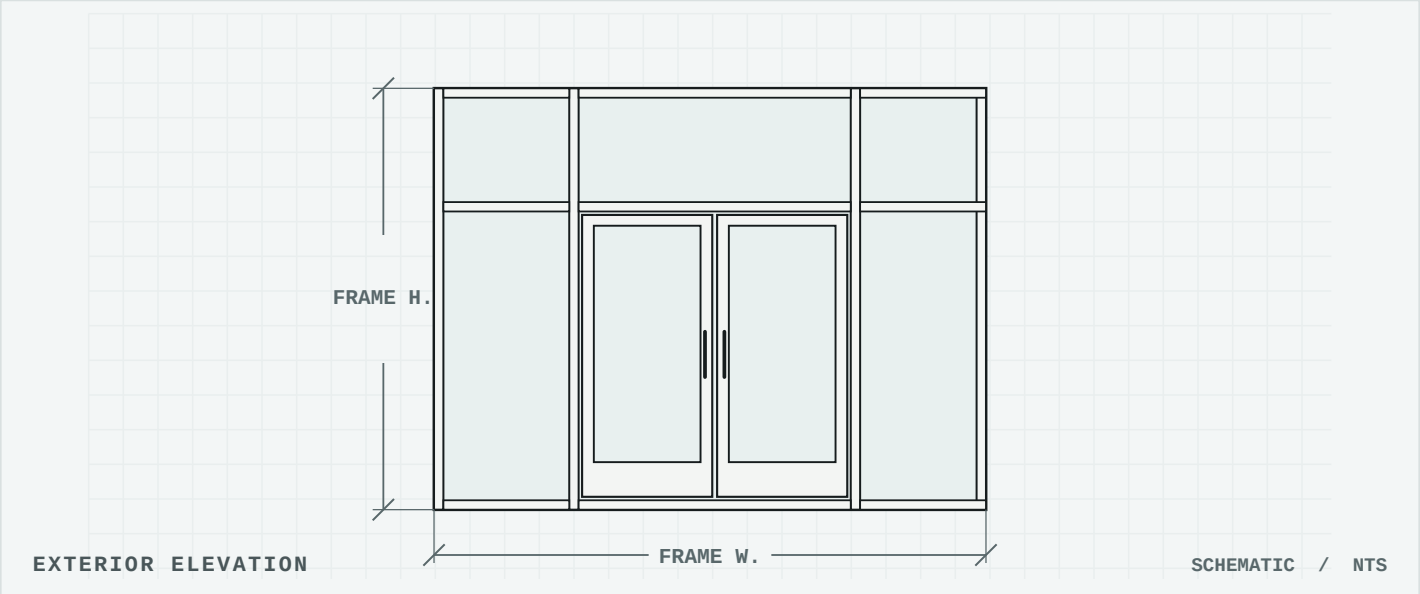

EXTERIOR ELEVATION

SCHEMATIC / NTS



Catalog guide

A selection and ordering reference for glazing shops, fabricators and field crews.

03–07 **DURA storefront framing** ›
Systems, regular and thermal profiles, corners and perimeter parts

08–10 **SWINGARO entrance doors** ›
Stiles, handing, single doors and matched pairs

11–14 **SWINGARO frames & door profiles** ›
Transom, up-and-over, stiles, rails, stops and astragals

15–20 **Entrance hardware** ›
Pivots, hinges, closers, exits, handles, locks and bolts

21–22 **Glazing & assembly supplies** ›
Blocks, gaskets, fasteners, pile and sweeps

23 **Product index** ›
Find the section by part name or SKU prefix

24 **Trade orders** ›
Quote checklist, drawings and contact details

LOOK UP AN EXACT SKU

Use PDF search or the product index. Each table shows the order code as listed by Dominate. Finish codes may vary by hardware family. Asterisks identify items that need a detail confirmed before ordering.

Choose a DURA system

Start with glass thickness, then choose the required frame type and visible face.

DURA-14

¼" monolithic glazing

1¾" face × 4½" depth

Profile SKUs / 04

DURA-1

1" insulating glass (IG)

2" face × 4½" depth

Profile SKUs / 05

DURA-1T

1" IG · thermal break

2" face × 4½" depth

Profile SKUs / 06

Typical stacked storefront

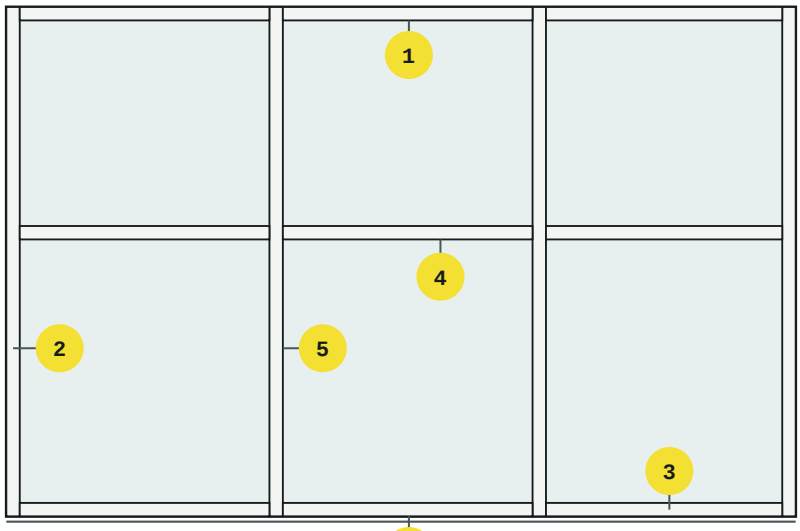

EXTERIOR ELEVATION / NTS

1. **Header** — Top perimeter member
2. **Wall jamb** — Vertical perimeter member
3. **Sill** — Supports the lower glazed lite
4. **Tubular horizontal** — Divides stacked lites
5. **Pocket filler** — Closes an open pocket
6. **Sub-sill** — Flashing below the sill

MATCH THE GLAZING SYSTEM

Match the pocket, glass stop, gasket and setting block to the ordered infill. Confirm exterior flashing, weep paths and end conditions on the project details.

Find gaskets and blocks / 21

DURA-14 profiles

Regular 1¾" × 4½" framing for ¼" monolithic glazing.

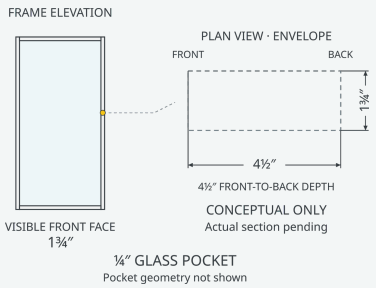

HEADER / H-14

Use H-14 at the head and as the DURA-14 wall jamb.

SILL / SIL-14

Lower fixed-lite member. Use matching setting blocks.

STOP & FILLER / GS-14, PF-14

Select the ¼" stop and filler for the actual assembly.

Order by profile, finish and length

PROFILE	LENGTH	CLEAR ANODIZED	DARK BRONZE
Header / wall jamb	10 ft	**H-14-CL-10**	**H-14-DB-10**
Header / wall jamb	12 ft	**H-14-CL-12**	**H-14-DB-12**
Header / wall jamb	24 ft	**H-14-CL-24**	**H-14-DB-24**
Sill	12 ft	**SIL-14-CL-12**	**SIL-14-DB-12**
Sill	24 ft	**SIL-14-CL-24**	**SIL-14-DB-24**
Glass stop / face cap	12 ft	**GS-14-CL-12**	**GS-14-DB-12**
Glass stop / face cap	24 ft	**GS-14-CL-24**	**GS-14-CDB-24**
Pocket filler	10 ft	—	**PF-14-DB-10**
Pocket filler	12 ft	**PF-14-CL-12**	**PF-14-DB-12**
Pocket filler	24 ft	**PF-14-CL-24**	**PF-14-DB-24**

STACKED LITES

For a ¼" intermediate horizontal, confirm the Dominate detail for a sill and pocket filler assembly. Ask for current stock on 10 ft and 24 ft listings and for lengths that may require a special order.

Corners, sub-sill and threshold / 07

DURA-1 profiles

Regular 2" × 4½" framing for 1" insulating glass.

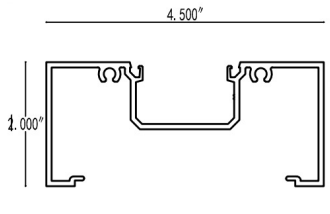

Header

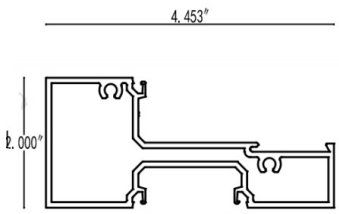

Intermediate horizontal

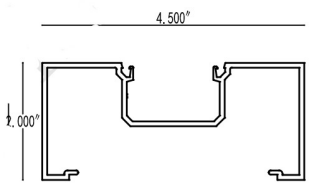

Open-back wall jamb

Order by profile, finish and length

PROFILE	LENGTH	CLEAR ANODIZED	DARK BRONZE
Header	12 ft	H-1-CL-12	H-1-DB-12
Header	24 ft	H-1-CL-24	H-1-DB-24
Open-back wall jamb	10 ft	WJ-1-CL-10	WJ-1-DB-10
Open-back wall jamb	24 ft	WJ-1-CL-24	WJ-1-DB-24
Sill	12 ft	SIL-1-CL-12	SIL-1-DB-12
Sill	24 ft	SIL-1-CL-24	SIL-1-DB-24
Tubular horizontal	12 ft	HTUB-1-CL-12	HTUB-1-DB-12
Tubular horizontal	24 ft	HTUB-1-CL-24	HTUB-1-DB-24
Glass stop / face cap	12 ft	GS-1-CL-12	GS-1-DB-12
Glass stop / face cap	24 ft	GS-1-CL-24	GS-1-DB-24
Pocket filler	10 ft	PF-1-CL-10	—
Pocket filler	12 ft	PF-1-CL-12	PF-1-DB-12
Pocket filler	24 ft	PF-1-CL-24	PF-1-DB-24

OPEN-BACK JAMB & INTERMEDIATE HORIZONTAL

Specify HTUB-1 between stacked lites. Confirm the sill and filler detail if that profile is unavailable. Profile images identify the part family. Request current section drawings for fabrication.

DURA-1T profiles

Thermally broken 2" × 4½" framing for 1" insulating glass. Also referenced as DURA-T1.

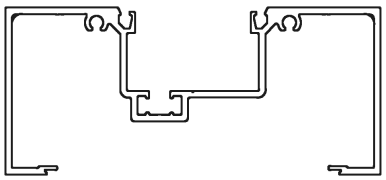

Thermal head / jamb

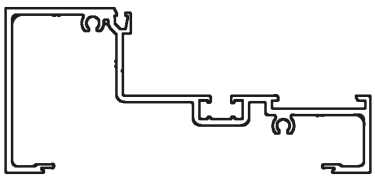

Thermal sill

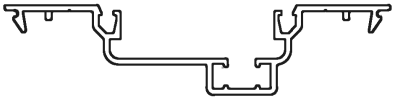

Thermal pocket filler

Thermal profile SKUs

PROFILE	LENGTH	CLEAR ANODIZED	DARK BRONZE
Thermal header / jamb	12 ft	**TH-1-CL-12**	**TH-1-DB-12**
Thermal header / jamb	24 ft	**TH-1-CL-24**	**TH-1-DB-24**
Thermal sill	12 ft	**TS-1-CL-12**	**TS-1-DB-12**
Thermal sill	24 ft	**TS-1-CL-24**	**TS-1-DB-24**
Thermal pocket filler	12 ft	**TPF-1-CL-12**	**TPF-1-DB-12**
Thermal pocket filler	24 ft	**TPF-1-CL-24**	**TPF-1-DB-24**

SYSTEM DETAILS TO CALL OUT

Use TH-1 for the thermal wall jamb and GS-1 for the glass stop. Request the thermal intermediate horizontal and thermal sub-sill by description so Dominate can confirm the profile and order code.

PERFORMANCE & SUBMITTALS

Request current sections and project-specific performance documentation when required. Confirm the intended exterior assembly and drainage components with your glazing shop drawings.

Corners, sub-sill & threshold

Use the corner pocket that matches your glass build-up. Confirm stick length for corner and inline posts.

Corner and inline posts

PROFILE	POCKET	CLEAR ANODIZED	DARK BRONZE
90° double-pocket corner	¼"	**D031715**	**5286105**
90° double-pocket corner	1"	**B407129**	**C665626**
90° corner post	¼"	—	**CP-0-DB**
No-pocket corner post	¼" system	**NP-0-CL**	**NP-0-DB**
180° inline post	1"	—	**IP-1-DB**

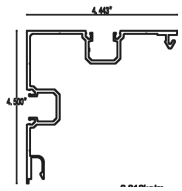

Double pocket

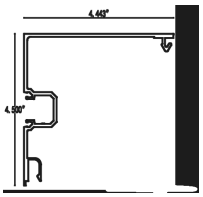

90° corner

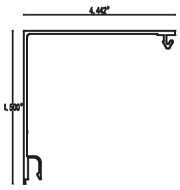

No pocket

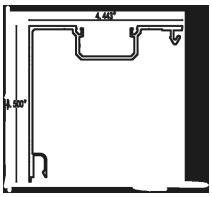

180° inline

Regular sub-sill and entrance threshold

PRODUCT	LENGTH	CLEAR ANODIZED	DARK BRONZE / MILL
Regular sub-sill flashing	12 ft	**SUB-SIL-12-CL**	**SUB-SIL-12-DB**
Entrance threshold	12 ft	**Threshold-CL-12**	**Threshold-DB-12**
Entrance threshold · mill	12 ft	—	**Threshold-MILL-12**

SILL VS. THRESHOLD

A sub-sill sits below fixed glazing and ties into the drainage detail. The entrance threshold runs below the swing door. Specify mill only where that finish is required.

Select a SWINGARO door

Exterior aluminum swing doors. Order by stile, single or pair, swing, hinge, hardware and finish.



Narrow stile

NS / 2⅛"



Medium stile

MS / 3½"

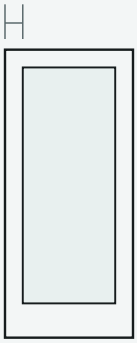

Wide stile

WS / 5"

STANDARD OPENING / INSIDE FRAME

CONFIGURATION	WIDTH × HEIGHT	BOTTOM RAIL	DOOR GLAZING
Single	36" × 84"	10" standard	¼" or 1" IG stops
Pair	72" × 84"	10" standard	¼" or 1" IG stops

Read the door SKU

MS	S	L	OP	PP	DB
Medium stile	Single	Left hand	Offset pivot	Push / pull	Dark Bronze

DOOR PACKAGE

Push / pull is the standard package and includes a thumbturn. Match the door glass stops to the glazing thickness, and specify glass supply, frame, closer and locks or exit devices on the quote. For custom sizes, submit the inside-frame opening dimensions.

Singles / 09 Pairs / 10 Matching frames / 11

Single-door SKUs

Inside-frame standard 36" × 84". Use the actual hand, hinge package and finish in the order code.

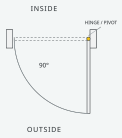

LH outswing

Hinge on exterior-view right

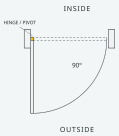

RH outswing

Hinge on exterior-view left

STILE	HINGE	HARDWARE	HAND	CLEAR ANODIZED	DARK BRONZE
Narrow	Offset pivot	Push / pull	LH	**NS-S-L-OP-PP-CL**	**NS-S-L-OP-PP-DB**
Narrow	Offset pivot	Push / pull	RH	**NS-S-R-OP-PP-CL**	**NS-S-R-OP-PP-DB**
Narrow	Offset pivot	Rim / pull	LH	**NS-S-L-OP-RP-CL**	**NS-S-L-OP-RP-DB**
Narrow	Offset pivot	Rim / pull	RH	**NS-S-R-OP-RP-CL**	**NS-S-R-OP-RP-DB**
Narrow	Continuous	Push / pull	LH	**NS-S-L-CH-PP-CL**	**NS-S-L-CH-PP-DB**
Narrow	Continuous	Push / pull	RH	**NS-S-R-CH-PP-CL**	**NS-S-R-CH-PP-DB**
Narrow	Continuous	Rim / pull	LH	**NS-S-L-CH-RP-CL**	**NS-S-L-CH-RP-DB**
Narrow	Continuous	Rim / pull	RH	**NS-S-R-CH-RP-CL**	**NS-S-R-CH-RP-DB**
Medium	Offset pivot	Push / pull	LH	**MS-S-L-OP-PP-CL**	**MS-S-L-OP-PP-DB**
Medium	Offset pivot	Push / pull	RH	**MS-S-R-OP-PP-CL**	**MS-S-R-OP-PP-DB**
Medium	Offset pivot	Rim / pull	LH	**MS-S-L-OP-RP-CL**	**MS-S-L-OP-RP-DB**
Medium	Offset pivot	Rim / pull	RH	**MS-S-R-OP-RP-CL**	**MS-S-R-OP-RP-DB**
Medium	Continuous	Push / pull	LH	**MS-S-L-CH-PP-CL**	**MS-S-L-CH-PP-DB**
Medium	Continuous	Push / pull	RH	**MS-S-R-CH-PP-CL**	**MS-S-R-CH-PP-DB**
Medium	Continuous	Rim / pull	LH	**MS-S-L-CH-RP-CL**	**MS-S-L-CH-RP-DB**
Medium	Continuous	Rim / pull	RH	**MS-S-R-CH-RP-CL**	**MS-S-R-CH-RP-DB**
Wide	Offset pivot	Push / pull	LH	**WS-S-L-OP-PP-CL**	**WS-S-L-OP-PP-DB**
Wide	Offset pivot	Push / pull	RH	**WS-S-R-OP-PP-CL**	**WS-S-R-OP-PP-DB**
Wide	Offset pivot	Rim / pull	LH	**WS-S-L-OP-RP-CL**	**WS-S-L-OP-RP-DB**
Wide	Offset pivot	Rim / pull	RH	**WS-S-R-OP-RP-CL**	**WS-S-R-OP-RP-DB**
Wide	Continuous	Push / pull	LH	**WS-S-L-CH-PP-CL**	**WS-S-L-CH-PP-DB**
Wide	Continuous	Push / pull	RH	**WS-S-R-CH-PP-CL**	**WS-S-R-CH-PP-DB**
Wide	Continuous	Rim / pull	LH	**WS-S-L-CH-RP-CL**	**WS-S-L-CH-RP-DB**
Wide	Continuous	Rim / pull	RH	**WS-S-R-CH-RP-CL**	**WS-S-R-CH-RP-DB**

PP Push / pull • RP Rim panic with pull

Frame handing & prep / 12

Pair-door SKUs

Inside-frame standard 72" × 84". Select the active leaf and the hardware package for the opening.

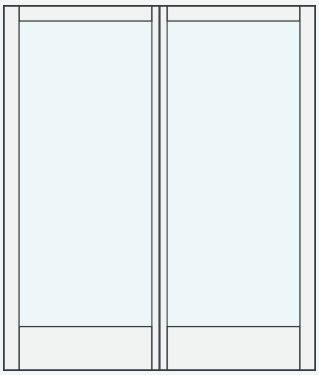

Meeting stiles

Specify the active leaf; coordinate the astragal and inactive-leaf hardware.

Push / pull (PP)

Standard mechanical push / pull package.

CVR / pull (CVRP)

Concealed vertical rod panic configuration with pull.

STILE	HINGE	HARDWARE	CLEAR ANODIZED	DARK BRONZE
Narrow	Offset pivot	Push / pull	**NS-D-OP-PP-CL**	**NS-D-OP-PP-DB**
Narrow	Offset pivot	CVR / pull	**NS-D-OP-CVRP-CL**	**NS-D-OP-CVRP-DB**
Narrow	Continuous	Push / pull	**NS-D-CH-PP-CL**	**NS-D-CH-PP-DB**
Narrow	Continuous	CVR / pull	**NS-D-CH-CVRP-CL**	**NS-D-CH-CVRP-DB**
Medium	Offset pivot	Push / pull	**MS-D-OP-PP-CL**	**MS-D-OP-PP-DB**
Medium	Offset pivot	CVR / pull	**MS-D-OP-CVRP-CL**	**MS-D-OP-CVRP-DB**
Medium	Continuous	Push / pull	**MS-D-CH-PP-CL**	**MS-D-CH-PP-DB**
Medium	Continuous	CVR / pull	**MS-D-CH-CVRP-CL**	**MS-D-CH-CVRP-DB**
Wide	Offset pivot	Push / pull	**WS-D-OP-PP-CL**	**WS-D-OP-PP-DB**
Wide	Offset pivot	CVR / pull	**WS-D-OP-CVRP-CL**	**WS-D-OP-CVRP-DB**
Wide	Continuous	Push / pull	**WS-D-CH-PP-CL**	**WS-D-CH-PP-DB**
Wide	Continuous	CVR / pull	**WS-D-CH-CVRP-CL**	**WS-D-CH-CVRP-DB**

MATCH THE FRAME

Confirm pair configuration, hinge, finished opening, glass pocket and hardware preparation together. Coordinate strike or rod clearance at the header and threshold.

Transom frames

Use a glazed transom when the assembly continues above the door opening. Select the frame pocket by glazing thickness.



Single with transom

Confirm the overall frame height and transom size.



Pair with transom

Confirm the overall frame height and transom size.

POCKET	EXTERIOR HINGE JAMB	HINGE	CLEAR ANODIZED	DARK BRONZE
¼"	Right hinge jamb	Offset pivot	**TFR14OP-CL**	**TFR14OP-DB**
¼"	Right hinge jamb	Continuous	**TFR14CH-CL**	**TFR14CH-DB**
¼"	Left hinge jamb	Offset pivot	**TFL14OP-CL**	**TFL14OP-DB**
¼"	Left hinge jamb	Continuous	**TFL14CH-CL**	**TFL14CH-DB**
¼"	Pair	Offset pivot	**TF14DOP-CL**	**TF14DOP-DB**
¼"	Pair	Continuous	**TF14DCH-CL**	**TF14DCH-DB**
1"	Right hinge jamb	Offset pivot	**TFR1OP-CL**	**TFR1OP-DB**
1"	Right hinge jamb	Continuous	**TFR1CH-CL**	**TFR1CH-DB**
1"	Left hinge jamb	Offset pivot	**TFL1OP-CL**	**TFL1OP-DB**
1"	Left hinge jamb	Continuous	**TFL1CH-CL**	**TFL1CH-DB**
1"	Pair	Offset pivot	**TF1DOP-CL**	**TF1DOP-DB**
1"	Pair	Continuous	**TF1DCH-CL**	**TF1DCH-DB**

FRAME JAMB VS. DOOR HAND

Frame labels on these tables identify the physical hinge jamb as viewed from outside. DH door handing uses LH for a right-side exterior hinge and RH for a left-side exterior hinge. Confirm both on the same swing sketch.

Up-and-over frames

A non-transom frame runs up the jambs and across the head of a single or pair opening.



Single frame

Specify finished dimensions, pocket and hardware prep.



Pair frame

Specify finished dimensions, pocket and hardware prep.

Up-and-over frame SKUs

POCKET	EXTERIOR HINGE JAMB	HINGE	CLEAR ANODIZED	DARK BRONZE
1"*	Right hinge jamb	Continuous	**NTFR14CH-CL***	—
1"*	Right hinge jamb	Offset pivot	**NTFR14OP-CL***	—
1"*	Left hinge jamb	Offset pivot	**NFL14OP-CL***	—
1"	Right hinge jamb	Offset pivot	—	**NTFR1OP-DB**
1"	Left hinge jamb	Offset pivot	—	**NTFL1OP-DB**
1"	Pair	Offset pivot	**NTF1DOP-CL**	**NTF1DOP-DB**

CONFIRM POCKET ON STARRED SKUS

The three clear single-frame listings show a 1" pocket, while their codes contain 14. Confirm the intended profile with Dominate before ordering.

Match the hinge

Offset pivot or continuous hinge. Supply the exterior swing sketch.

Match the prep

Specify lock / strike, rim strike or CVR preparation and closer mount.

Confirm kit scope

Identify threshold, stops, weatherstrip, glazing and other loose parts.

Door stiles

Loose vertical profiles for SWINGARO doors. Order by stile width, profile role, stick length and finish.

V

Standard vertical stile

VA

Active meeting stile for pairs

VC

Inactive meeting stile for pairs

STILE	TYPE	LENGTH	CLEAR ANODIZED	DARK BRONZE
Narrow 2⅛"	V	7 ft	**VNS-CL-7**	**VNS-DB-7**
Narrow 2⅛"	V	8 ft	**VNS-CL-8**	**VNS-DB-8**
Narrow 2⅛"	VA	7 ft	**VANS-CL-7**	**VANS-DB-7**
Narrow 2⅛"	VA	8 ft	**VANS-CL-8**	**VANS-DB-8**
Narrow 2⅛"	VC	7 ft	**VCNS-CL-7**	**VCNS-DB-7**
Narrow 2⅛"	VC	8 ft	**VCNS-CL-8**	**VCNS-DB-8**
Medium 3½"	V	7 ft	**VMS-CL-7**	**VMS-DB-7**
Medium 3½"	V	8 ft	**VMS-CL-8**	**VMS-DB-8**
Medium 3½"	VA	7 ft	**VAMS-CL-7**	**VAMS-DB-7**
Medium 3½"	VA	8 ft	**VAMS-CL-8**	**VAMS-DB-8**
Medium 3½"	VC	7 ft	**VCMS-CL-7**	**VCMS-DB-7**
Medium 3½"	VC	8 ft	**VCMS-CL-8**	**VCMS-DB-8**
Wide 5"	V	7 ft	**VWS-CL-7**	**VWS-DB-7**
Wide 5"	V	8 ft	**VWS-CL-8**	**VWS-DB-8**
Wide 5"	VA	7 ft	**VAWS-CL-7**	**VAWS-DB-7**
Wide 5"	VA	8 ft	**VAWS-CL-8**	**VAWS-DB-8**
Wide 5"	VC	7 ft	**VCWS-CL-7**	**VCWS-DB-7**
Wide 5"	VC	8 ft	**VCWS-CL-8**	**VCWS-DB-8**

Pair meeting hardware and astragal / See opposite page 14

Rails, stops & astragals

Order loose door and frame profiles by role. Door glass stop (DGS) and frame door stop (DS) serve different joints.

Rails and pair astragal

PROFILE	LENGTH	CLEAR ANODIZED	DARK BRONZE
Top rail · medium	6 ft	**TR-MS-CL-6**	**TR-MS-DB-6**
Top rail · wide	6 ft	**TR-WS-CL-6**	**TR-WS-DB-6**
Middle rail	6 ft	**MR-CL-6**	**MR-DB-6**
10" bottom rail	6 ft	**10B-CL-6**	**10B-DB-6**
Astragal (AST)	7 ft	**AST-CL-7**	**AST-DB-7**
Astragal (AST)	8 ft	**AST-CL-8**	**AST-DB-8**

Glass stops and frame door stops

PROFILE	LENGTH	CLEAR ANODIZED	DARK BRONZE
DGS · ¼" glazing	7 ft	**DGS14-CL-7**	**DGS14-DB-7**
DGS · ¼" glazing	8 ft	**DGS14-CL-8**	**DGS14-DB-8**
DGS · 1" glazing	7 ft	**DGS1-CL-7**	**DGS1-DB-7**
DGS · 1" glazing	8 ft	**DGS1-CL-8**	**DGS1-DB-8**
DS · ¼" frame	7 ft	**DS14-CL-7**	**DS14-DB-7**
DS · ¼" frame	12 ft	**DS14-CL-12**	**DS14-DB-12**
DS · 1" frame	7 ft	**DS1-CL-7**	—
DS · 1" frame	12 ft	**DS1-CL-12**	**DS1-DB-12**

> **MATCH THE INSERT**
>
> DGG seats in the DGS glazing bead. DPW slides into the frame door stop. APW fits the astragal grooves at paired meeting stiles. Confirm prep, rail faces and cuts on shop drawings.

Weatherstripping and seals / 22

Pivots & continuous hinges

Match frame preparation, handing, leaf height and mounting style before placing a hardware order.

Offset pivot set · ⅛" recess



Handed pivot set for appropriately prepared aluminum entrance doors. Confirm the swing with the exterior-view hinge location.

HAND	CLEAR / SILVER	DARK BRONZE
Left hand	OP-L-CL	OP-L-DB
Right hand	OP-R-CL	OP-R-DB

Continuous hinges

Concealed continuous hinge

Concealed mounting at the hinge edge. Match the ordered hinge to the door and jamb preparation.



SIZE	CLEAR	DARK BRONZE
83"	CON-HINGE-83-CL	CON-HINGE-83-DB
95"	CON-HINGE-95-CL	CON-HINGE-95-DB

Full-surface continuous hinge

Surface-mounted hinge. Check reveal, fastener locations and clearance before ordering.



SIZE	CLEAR	DARK BRONZE
83"	F-CON-HINGE-83-CL	F-CON-HINGE-83-DB
95"	F-CON-HINGE-95-CL	F-CON-HINGE-95-DB

MATCH THE PREPARATION

Send the existing hinge or opening detail for replacement work. Request a quote for butt-hinge and other custom preparations.

Door closers

Specify the model, finish and mounting application. Verify the template against the door, head and hardware schedule.



5600 Medium duty



8600 Heavy duty



9600 Heavy duty

MODEL	DUTY	CLEAR / SILVER	DARK BRONZE	MATTE BLACK
DHDC-5600	Medium duty	**DC-5600-CL**	**DC-5600-DU**	**DC-5600-MBL**
DHDC-8600	Heavy duty	**DC-8600-CL**	**DC-8600-DU**	**DC-8600-MBL**
DHDC-9600	Heavy duty	**DC-9600-CL**	**DC-9600-DU**	**DC-9600-MBL**

Overhead concealed closer

Adjustable spring, 90° hold-open model, listed with mounting accessories. Coordinate head preparation, arm/pivot arrangement and opening requirements before selection.

APPLICATION	CLEAR / SILVER	DARK BRONZE
90° hold-open	**OVER-DC-CL**	**OVER-DC-DB**

INTERIOR · SURFACE CLOSER

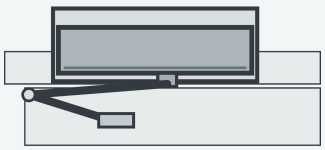

Body on header · arm shoe on door

5600 surface closer

Dominate illustration shows a top-jamb arrangement with the body at the head and the arm shoe on the door. Use the current closer template for the selected mount.

Exit devices

Select the latching arrangement, listed size, finish and exterior trim to match the door schedule.

ED700 · Rim exit device

Surface-mounted device with rim latch. Coordinate the strike, exterior trim and cylinder where required.



RIM LATCH + FRAME STRIKE

LISTED SIZE	CLEAR / SILVER	DARK BRONZE
36"	ED700-36-CL	ED700-36-DB
42"	ED700-42-CL	ED700-42-DB

ED600 · Concealed vertical rod

Vertical rods are concealed within the prepared door stile. Coordinate the head, threshold and scheduled rod/latch configuration.



CONCEALED VERTICAL RODS

LISTED SIZE	CLEAR / SILVER	DARK BRONZE
36"	ED600-36-CL	ED600-36-DU
42"	ED600-42-CL	ED600-42-DU

ORDER WITH THE DOOR SCHEDULE

Provide required exit function, trim, handing, strike or rod prep and any project-required listings or approvals. Confirm exact device configuration with Dominate.

Push / pull hardware

Specify pull style and push-bar size. For replacement hardware, send existing mounting-hole locations.

Solid aluminum push / pull set



Combination of an interior push bar and an exterior offset pull for a single-acting storefront door. Confirm the drilling pattern when replacing a set.

LISTED SIZE	CLEAR / SILVER	DARK BRONZE
8" × 36"	AL8X36CL	AL8X36DB
10" × 36"	AL10X36CL	AL10X36DB
10" × 42"	AL10X42CL	AL10X42DB
8½" × 36"*	AL8.5X33CL*	AL8.5X33DB*

Solid push bar for offset door



LISTED SIZE	CLEAR / SILVER	DARK BRONZE
36"	AL-PB-36CL	AL-PB-36DB
42"	AL-PB-42CL	AL-PB-42DB

CONFIRM BAR LENGTH ON STARRED SKUS

The live listing gives 8½" × 36" for both AL8.5X33 variants. The order code and earlier catalog use 33". Confirm the bar length and hole centers before ordering.

Pull handles

For replacement pulls, confirm center-to-center drilling, projection and the fastener style.



Straight back-to-back

Straight paired pulls for opposite faces.



Offset back-to-back

Paired offset pulls with finger clearance.



Single offset pull

Order counter-side or through-bolt side.

Back-to-back pulls

TYPE / LISTED SIZE	CLEAR / SILVER	DARK BRONZE
Straight · 12"	**AL12X12-CL**	**AL12X12-DB**
Offset · 8"	**AL8X8CL**	**AL8X8DB**
Offset · 9"	**AL9X9CL**	**AL9X9DB**
Offset · 10"	**AL10X10CL**	**AL10X10DB**

Single offset pulls

TYPE / LISTED SIZE	CLEAR / SILVER	DARK BRONZE
Counter side · 8"	**AL-PH-CS-8CL**	**AL-PH-CS-8DB**
Counter side · 9"	**AL-PH-CS-9CL**	**AL-PH-CS-9DB**
Counter side · 10"	**AL-PH-CS-10CL**	**AL-PH-CS-10DB**
Through-bolt side · 8"	**PH-BS-8CL**	**PH-BS-8DB**
Through-bolt side · 8½"	**PH-BS-8.5CL**	**PH-BS-8.5DB**
Through-bolt side · 9"	**PH-BS-9CL**	**PH-BS-9DB**
Through-bolt side · 10"	**PH-BS-10CL**	**PH-BS-10DB**



ADDITIONAL LISTED PULL

NOVA 24" pull · confirm mounting for the intended opening — **NOVA24-MBL**

Locks, cylinders & bolts

Check backset, bevel, cylinder type, keying and strike preparation against the existing or specified hardware.

Hook bolt and mortised deadlock

Hook bolt: 1⅛" backset. Match lock body to stile prep.



VARIANT	SKU
Hook bolt	HL-1.18
Deadlock · clear	4360330
Deadlock · bronze	1015332

Beveled lock faceplate

Select the bevel direction and finish.



VARIANT	SKU
Left · clear	FP-HL-BL-CL
Right · clear	FP-HL-BR-CL
Left · matte black	FP-HL-BL-MBL
Right · matte black	FP-HL-BR-MBL

Mortise thumbturn

Interior turn for compatible mortised lock hardware.



VARIANT	SKU
Clear / silver	CY-TT-CL
Matte black	CY-TT-MBL

Keyed rim cylinder

Rim cylinder for compatible rim exit-device trim.



VARIANT	SKU
Clear / silver	CY-RIM-CL-KA
Matte black	CY-RIM-MBL-KA

Double mortise cylinders

Keyed on both sides. Confirm finish for the starred SKU.



VARIANT	SKU
Clear / silver	CY-KEY-CL-KA
Finish to confirm	CY-KEY-MBL-KA*

Offset flush bolt

Secures the inactive leaf of a pair. Select rod length.



VARIANT	SKU
12" · clear	FB-CL-12
18" · clear	FB-CL-18
12" · bronze	FB-DB-12
18" · bronze	FB-DB-18

CONFIRM FINISH ON CY-KEY-MBL-KA

The live listing describes Dark Bronze. The earlier catalog describes Matte Black. Verify the ordered finish with Dominate.

Glazing & assembly supplies

Match setting blocks to the glass pocket. Select the storefront gasket and assembly supplies for the joint detail.

¼" neoprene setting block

2" long. Supports ¼" monolithic glass at the sill or horizontal.



VARIANT	SKU
For ¼" glass	**SFSB14**

1" neoprene setting block

3" long. Supports 1" insulating glass at the sill or horizontal.

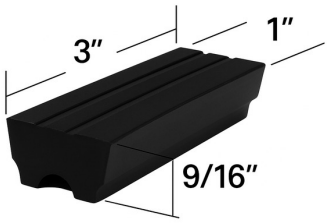

VARIANT	SKU
For 1" IG	**SFSB1**

SFG storefront gasket

Top-load EPDM gasket for the DURA glazed pocket. Match the glass and profile.



VARIANT	SKU
250 ft roll	**SFGR250**
500 ft roll	**SFGR500**

#10 × 1" assembly screws

Fasteners for Dominate storefront frame assembly. Confirm the required pack quantity.



VARIANT	SKU
50 pack	**SF-SCREWS50**
100 pack	**SF-SCREWS100**

Aluminum assembly corner clamp



Corner connector for compatible aluminum profiles. **CORNERBLOCK**

Door weatherstripping

Choose the exact joint first. The frame stop, door glass stop and meeting stile use different seals.

DPW · frame door stop

Pile slides into the door stop and cushions contact at the closed door.



VARIANT	SKU
850 ft · black	**DPWR850-B**
850 ft · gray	**DPWR850-G**

DGG · door glass stop

Fits the SWINGARO door glass stop (DGS). Match the bead and infill.



VARIANT	SKU
500 ft roll	**DGGR500**
1,000 ft roll	**DGGR1000**

APW · pair astragal

Pile fits the two grooves in the AST at the meeting stiles.



VARIANT	SKU
650 ft · black	**APWR650-B**
650 ft · gray*	**APWR650-G***

Door bottom sweep

Aluminum carrier with a neoprene sweep. Verify clearance at the threshold.



VARIANT	SKU
36" · bronze	**DBS36DB**
48" · bronze	**DBS48DB**

CONFIRM ROLL LENGTH ON APWR650-G

Dominate's current listing shows 650 ft for Gray. The earlier catalog shows 600 ft. Confirm the roll length when ordering.

Product index

Start with the part name or SKU prefix. Exact SKUs are searchable throughout this PDF.

PRODUCT / SKU PREFIX	PAGE
Assembly screws SF-SCREWS	21
Astragal AST	14
Astragal pile APWR	22
Beveled faceplate FP-HL	20
Bottom rail / middle rail 10B / MR	14
Closers, surface / overhead DC / OVER-DC	16
Continuous hinge, concealed CON-HINGE	15
Continuous hinge, full surface F-CON-HINGE	15
Corner clamp CORNERBLOCK	21
Corner / inline posts CP / NP / IP / numeric	07
Deadlock / hook bolt 1015332 / HL	20
Door, single NS / MS / WS + S	09
Door, pair NS / MS / WS + D	10
Door bottom sweep DBS	22
Door glass gasket DGGR	22
Door glass stop / door stop DGS / DS	14
Exit device, CVR / rim ED600 / ED700	17
Flush bolt FB	20
Frame, transom TF	11

PRODUCT / SKU PREFIX	PAGE
Frame, up-and-over NTF / NFL	12
Glass stop / face cap GS	03
Header / jamb H / WJ	03
Mortise / rim cylinders CY-KEY / CY-RIM	20
Mortise thumbturn CY-TT	20
Offset pivot OP	15
Pocket filler PF / TPF	03
Pull handles AL / AL-PH / PH-BS	19
Push bar / push-pull AL-PB / AL	18
Setting blocks SFSB	21
Sill SIL	03
Stile, standard / active / inactive V / VA / VC	13
Storefront gasket SFGR	21
Sub-sill flashing SUB-SIL	07
Thermal profiles TH / TS / TPF	06
Threshold Threshold	07
Top rail TR	14
Tubular horizontal HTUB	05
Weatherstrip, frame door stop DPWR	22

Ordering and quotes

Include the measurements, finish, glass and hardware selections needed to confirm your opening.

Opening dimensions	Tag each opening. Identify rough opening, outside frame, inside frame and daylight opening (DLO) clearly on the sketch.
DURA framing & glass	List system, finish, lite sizes and rows, glass build-up, exterior sub-sill and any special corner or drainage conditions.
SWINGARO door & frame	List single or pair, stile, outswing, physical hinge jamb, active leaf, hinge, transom or up-and-over frame and finish.
Hardware & fulfillment	List lock or exit device, pull, closer, glazing and quantity. Send the ship-to ZIP code or request will call in Dallas.

Dominate Hardware LLC

10737 King William Dr, Dallas, TX 75220

800.719.0302 **dominatehardware@gmail.com**

storefront.dominatehardware.com

Upload drawings for a quote

DRAWING QUOTE

CATALOG BASIS

SKU listings checked November 14, 2026. Product details and images come from Dominate. Illustrations are for product selection. Confirm availability, dimensions, prep and fabrication details at order release.

Dominate online catalog

CRL references for trade terminology

Storefront systems Aluminum entrances Entrance installation